

MIS017 PROM for A2192 Chamber Enhancer – Settings and Functions

Dead Band Time Delay: (SW2 bits 6, 7, & 8 set delay from 0 – 1.75 sec.)

Common to both the Heat & Cool functions, this setting delays the input signal from the controller on the A2192 board by the delay time selected.

Compressor MTO (Machine Time Out): (SW1 bits 7 & 8 set time for 1, 2, 3 min., always ON)

This setting is common to both the Cool or Dehumidify MTO functions (see SW3).

Every cool signal starts, or restarts the timer to prevent “short cycling” the compressors. If a cool demand signal is not received by the A2192 board and the timer expires the output turns OFF.

Compressor Always ON: If SW1 bits 7 & 8 are both in the OFF position, the MTO output turns on with the first Cool demand and remains on until the controller’s power is turned OFF.

Hot Gas Bypass: (SW1 bit 6)

Determines if the bypass is a function of the Lo Cool (bit 6 OFF) or Hi Cool (bit 6 ON).

The bypass functions in opposition to the selected signal.

Hi Heat Time Delay: (SW1 bits 1 – 5, set delay from 0 to 7.75 sec.)

Establishes a delay between the Lo Heat and Hi Heat outputs. When a heat signal is received from the controller the Lo heat output turns ON and the Hi Heat is delayed by the selected time.

When the time expires the Hi heat turns ON. When the heat signal from the controller turns OFF, both the Lo and High Heat outputs turn OFF for the remainder of the control cycle time.

Hi Cool Time Delay: (SW2 bits 1 – 5, set delay from 0 to 7.75 sec.)

Establishes a delay between the Lo Cool and Hi Cool outputs. When a cool signal is received from the controller the Lo cool output turns ON and the Hi Cool is delayed by the selected time.

When the time expires the Hi Cool turns ON. When the Cool signal from the controller turns OFF, both the Lo and High Cool outputs turn OFF for the remainder of the control cycle time.

Note:

The Bypass output will turn on/off in opposition to the Selected Cool function (SW1 – 6), and turns OFF with the MTO

SW3 – De-Humid Compressor select: Some older boards have a Pull Up switch (SW3). This switch has been replaced with a jumper (shunt) to perform the same function.

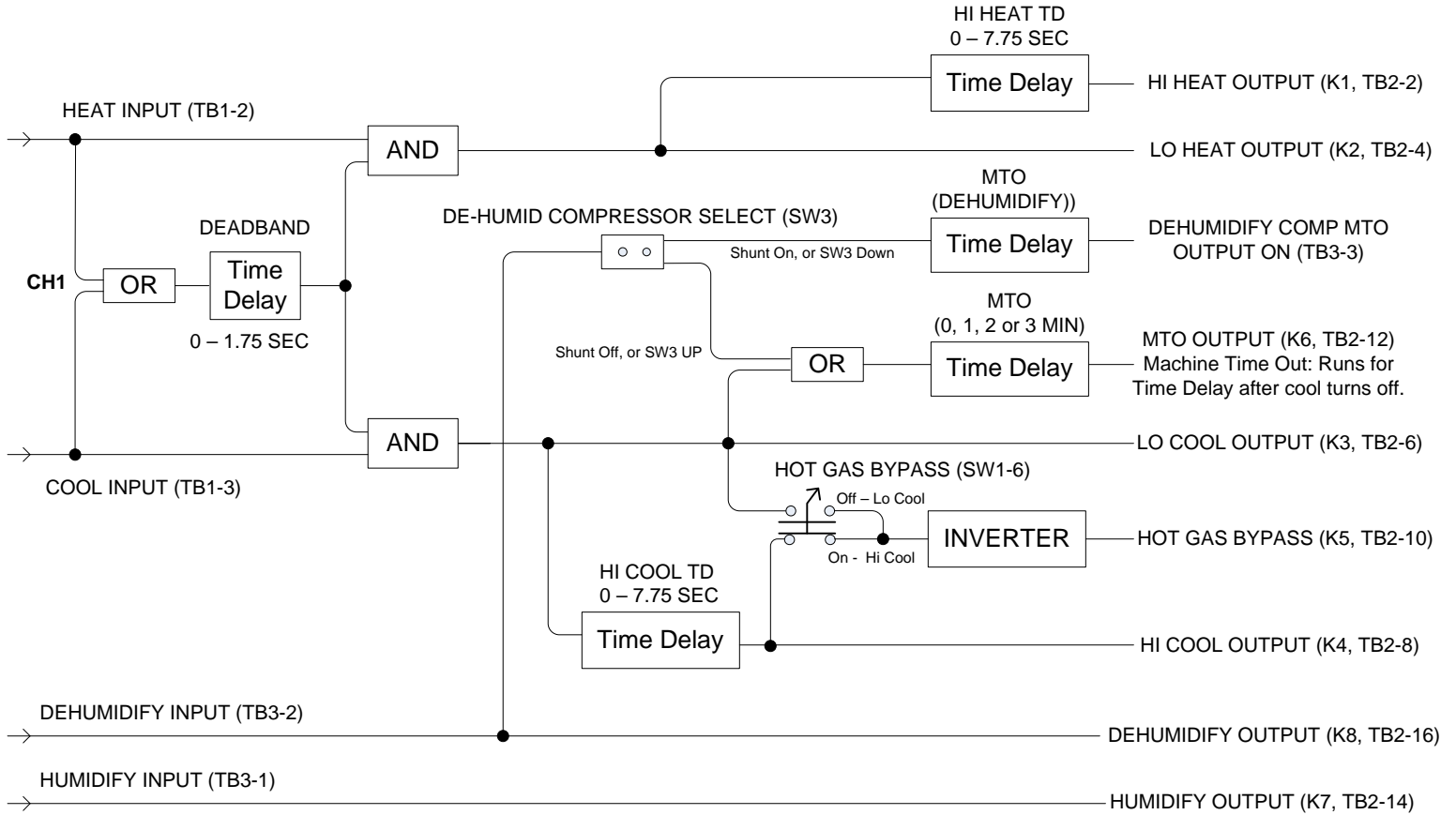
Shunt OFF, or SW3 UP: This function allows for either a Cool or De-Humid input signal from the controller to start, restart, the MTO. This is common on systems where the cooling and dehumidification share the same compressor.

Shunt ON or SW3 DN: On systems using an independent compressor for dehumidification an external MTO output is provided on TB3 – 3. (See Shunt “A.”)

Shunt “A”: Provides +5V from the on board regulator to TB3-4 for the external De-Humid MTO SSR and to TB2 – 17 for use when external SSR’s are used.

To prevent damage to the +5v regulator and the A2192 board, this shunt should be removed if either of the above functions are not used.

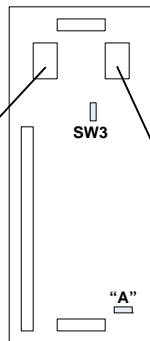
MIS017 PROM for A2192 Chamber Enhancer PCB



Switch Functions – A2192 with MIS017 PROM program

SW2:
 Bits 1 – 5, Hi Cool Time Delay.
 Add time of "ON" bits for delay between Lo and Hi Cool output action.

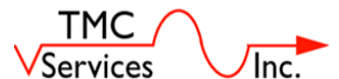
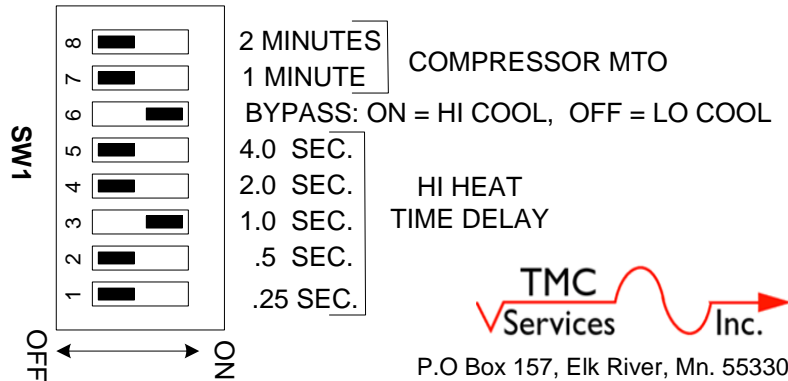
Bits 6 – 8, DEADBAND Time Delay.
 Add time of "ON" bits for delay between input signal and A2192 output signal.
 This setting is common to both the Heat and Cool inputs.



SW1:
 Bits 1 – 5, Hi Heat Time Delay.
 Add time of "ON" bits for delay between Lo and Hi Heat output action.

Bit 6, Hi/Lo Cool Bypass action select.
 ON = Bypass output is the inverse of the A2192 HI COOL output action.
 OFF = Bypass output is the inverse of the A2192 LO COOL output action.

Bits 7 & 8, Compressor MTO
 Add time of "ON" bits for Machine Time Out after Cool input signal turns off.
 0 (zero) = compressor always ON.



P.O. Box 157, Elk River, Mn. 55330
 PH: 763-241-1456 Fax 763-241-1829